



Lecture 9a

Synchrotron Radiation

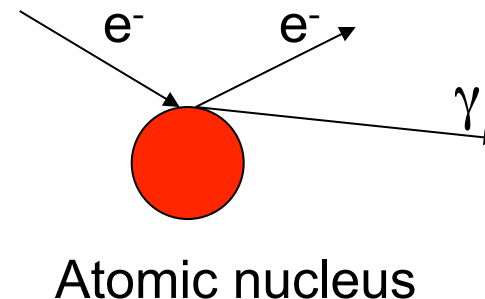
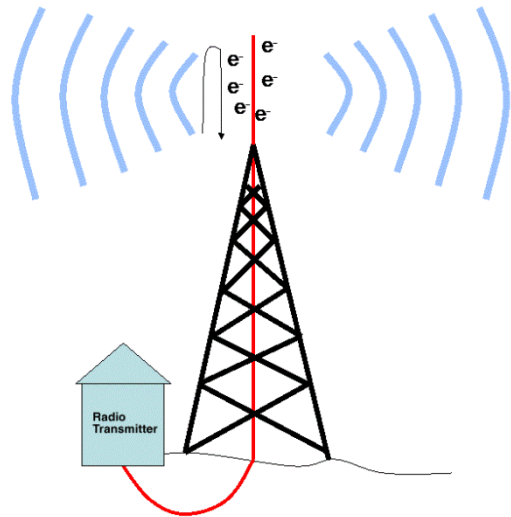
Sarah Cousineau, Jeff Holmes, Yan Zhang

USPAS
January, 2011



Radiation from an Accelerated Charge

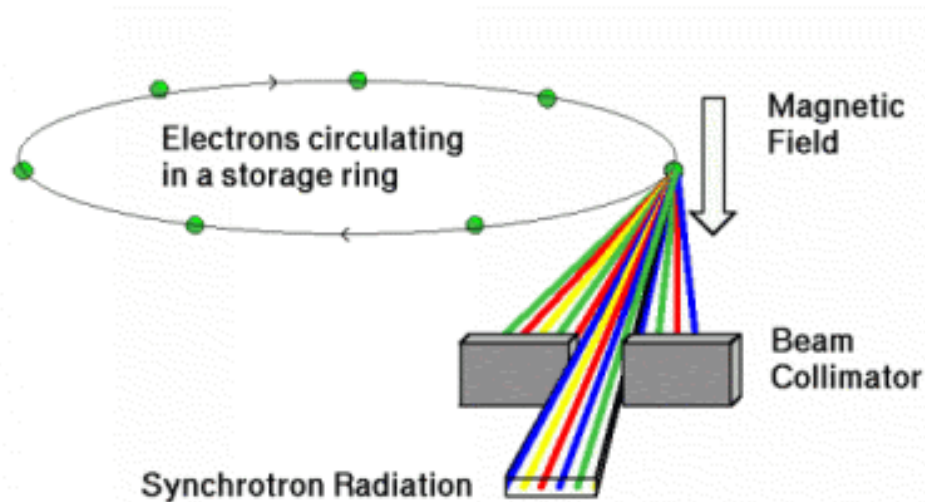
- A charge that is accelerated emits electro-magnetic radiation
- Examples you may be familiar with:
 - EM radiated from an antenna: time-varying current runs up and down the antenna, and in the process emits radio waves
 - Bremsstrahlung: (braking radiation). An electron is accelerated when it collides with an atomic nucleus, emitting a photon






Synchrotron Radiation

- Synchrotron radiation is electromagnetic radiation emitted when charged particles are radially **accelerated** (moved on a circular path).



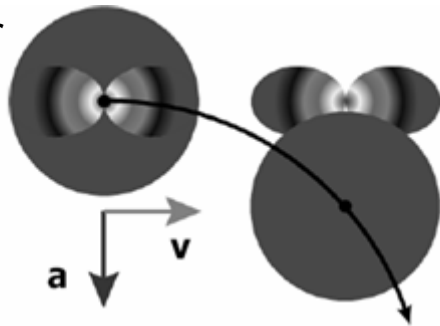
- Synchrotron radiation was first observed in an electron synchrotron in 1947: the 70 MeV synchrotron at General Electric Synchrotron in Schenectady, New York



Longitudinal vs. Transverse Acceleration



Perpendicular case:

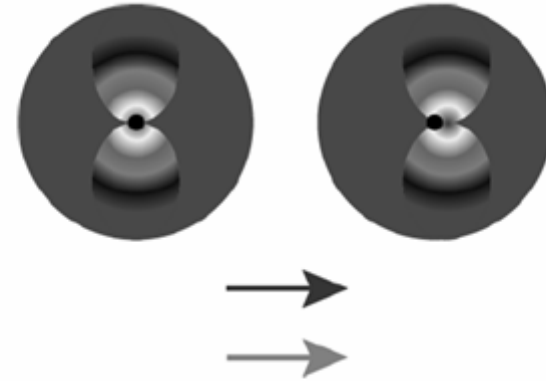


Radiation field quickly separates itself from the Coulomb field

$$P_{\perp} = \frac{2}{3} \frac{r_c}{mc} \gamma^2 \left(\frac{d\mathbf{p}_{\perp}}{dt} \right)^2$$

$$P_{\perp} = \frac{2}{3} r_c mc^3 \frac{(\beta\gamma)^4}{\rho^2} \quad \rho = \text{curvature radius}$$

Parallel case:



Radiation field cannot separate itself from the Coulomb field

~~$$P_{\parallel} = \frac{2}{3} \frac{r_c}{mc} \left(\frac{d\mathbf{p}_{\parallel}}{dt} \right)^2$$~~

negligible!

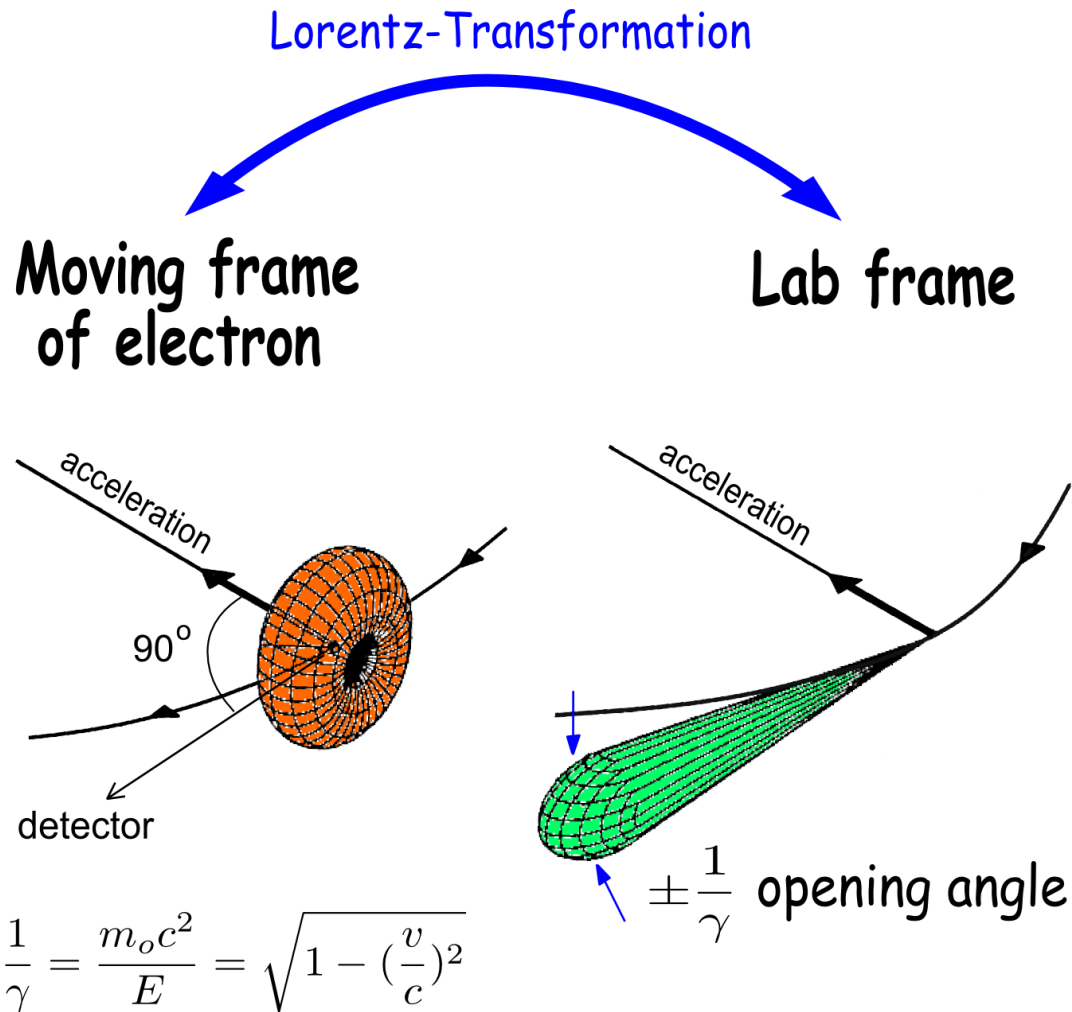
(Weidemann 21.34)

- Radiated power for transverse acceleration **increases dramatically with energy**. This sets a practical limit for the maximum energy obtainable with a storage ring, but makes the construction of synchrotron light sources extremely appealing!

Properties of Synchrotron Radiation: Angular Distribution



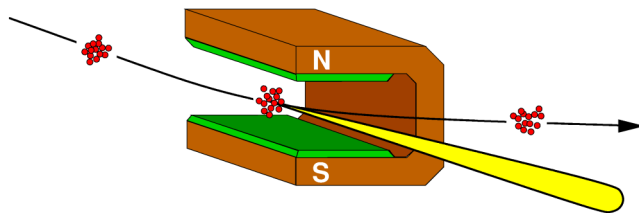
- Radiation becomes more focused at higher energies.



Accelerator Synchrotron Sources

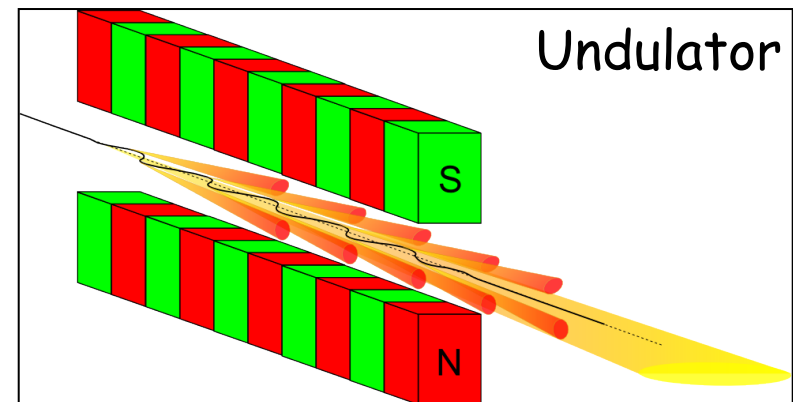
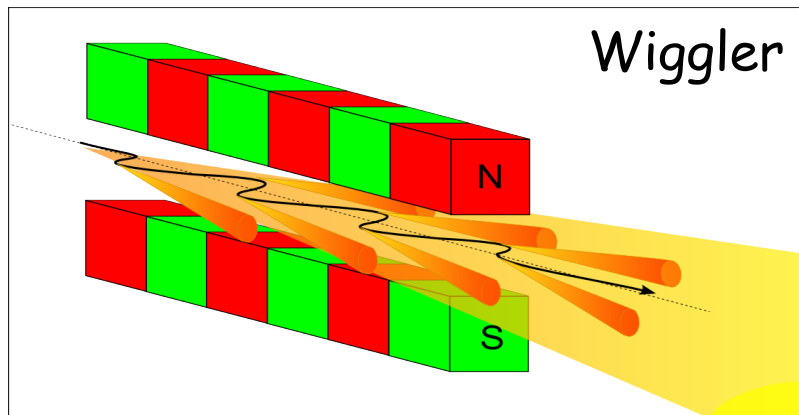


- Synchrotron radiation is generated in normal accelerator bending magnets



$$\theta = \pm \frac{1}{\gamma}$$

- There are also special magnets called wigglers and undulators which are designed for this purpose.

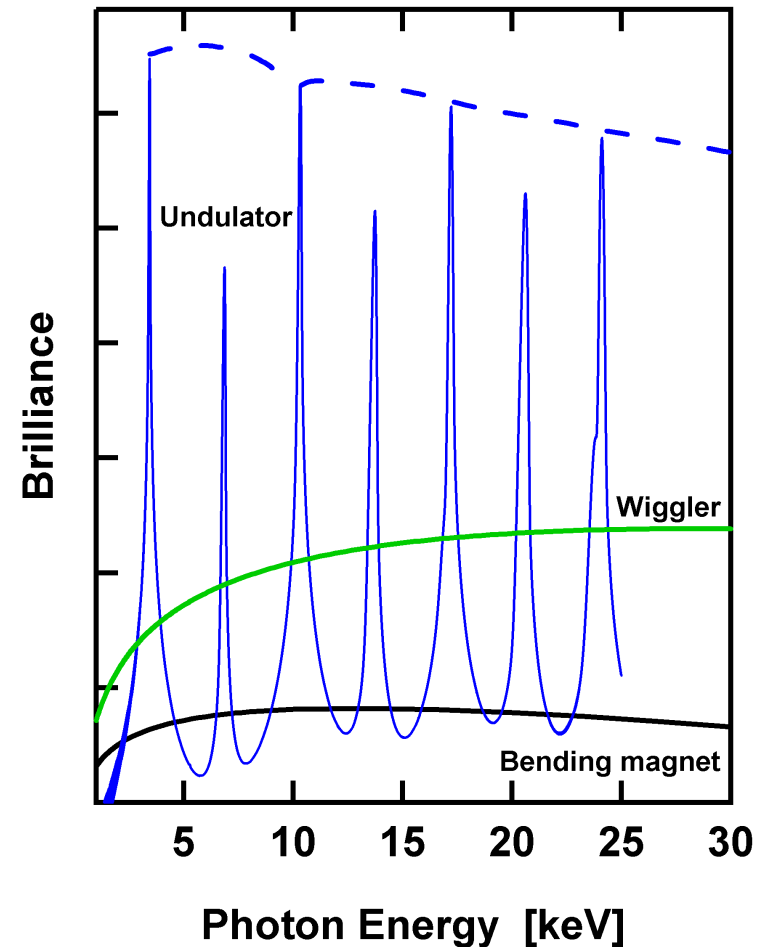




Insertion Devices

Undulator: Electron beam is periodically deflected by weak magnetic fields. Particle emits radiation at wavelength of the periodic motion, divided by γ^2 . So period of cm for magnets results in radiation in VUV to X-ray regime.

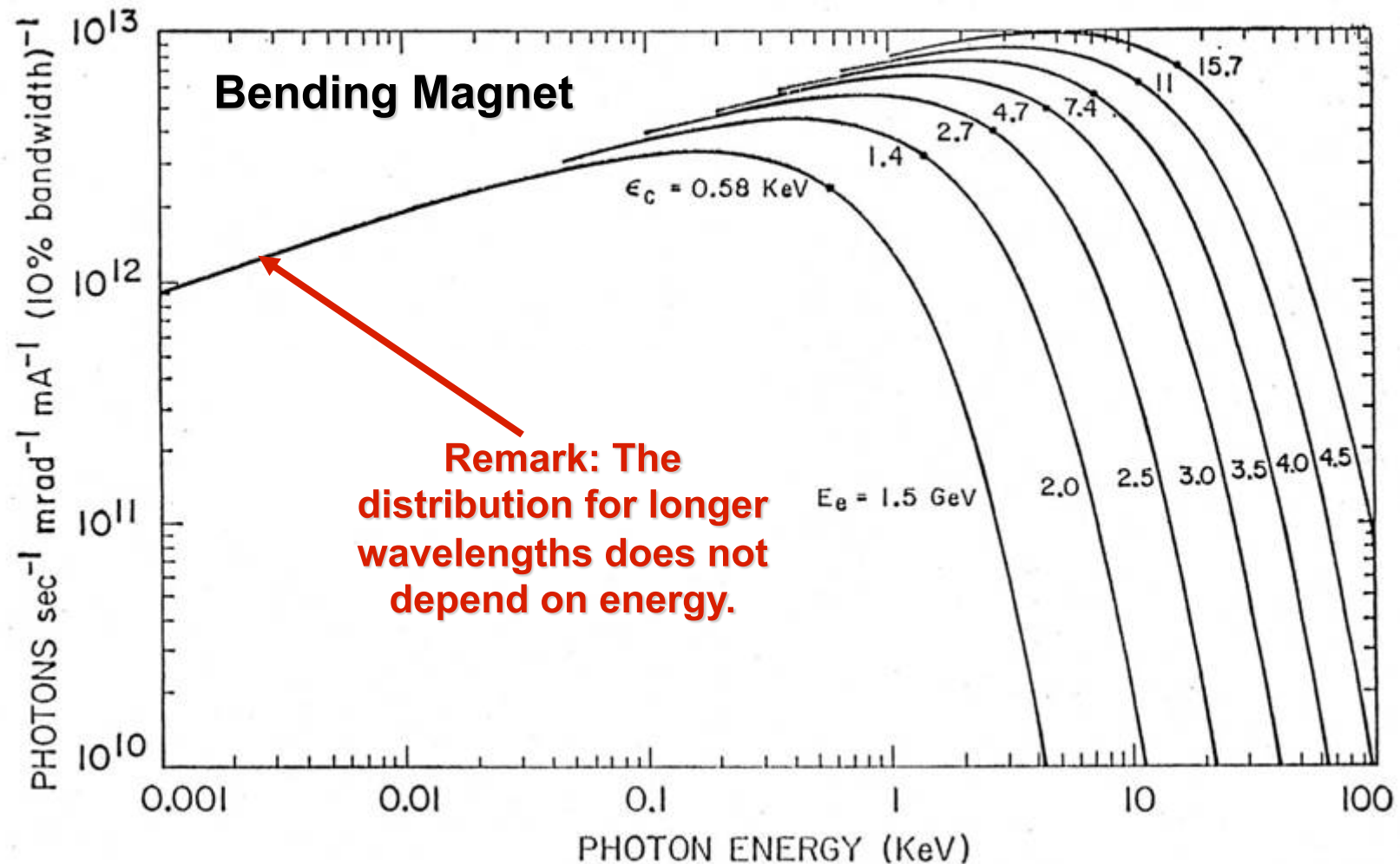
Wiggler: Electron beam is periodically deflected by strong bending magnets. Motion is no longer pure sinusoid and radiation spectrum is continuous up to a critical cut off photon energy ($\epsilon_{\text{crit}} \sim B\gamma^2$). Spectrum is infrared to hard X-rays.



Synchrotron Radiation Spectrum

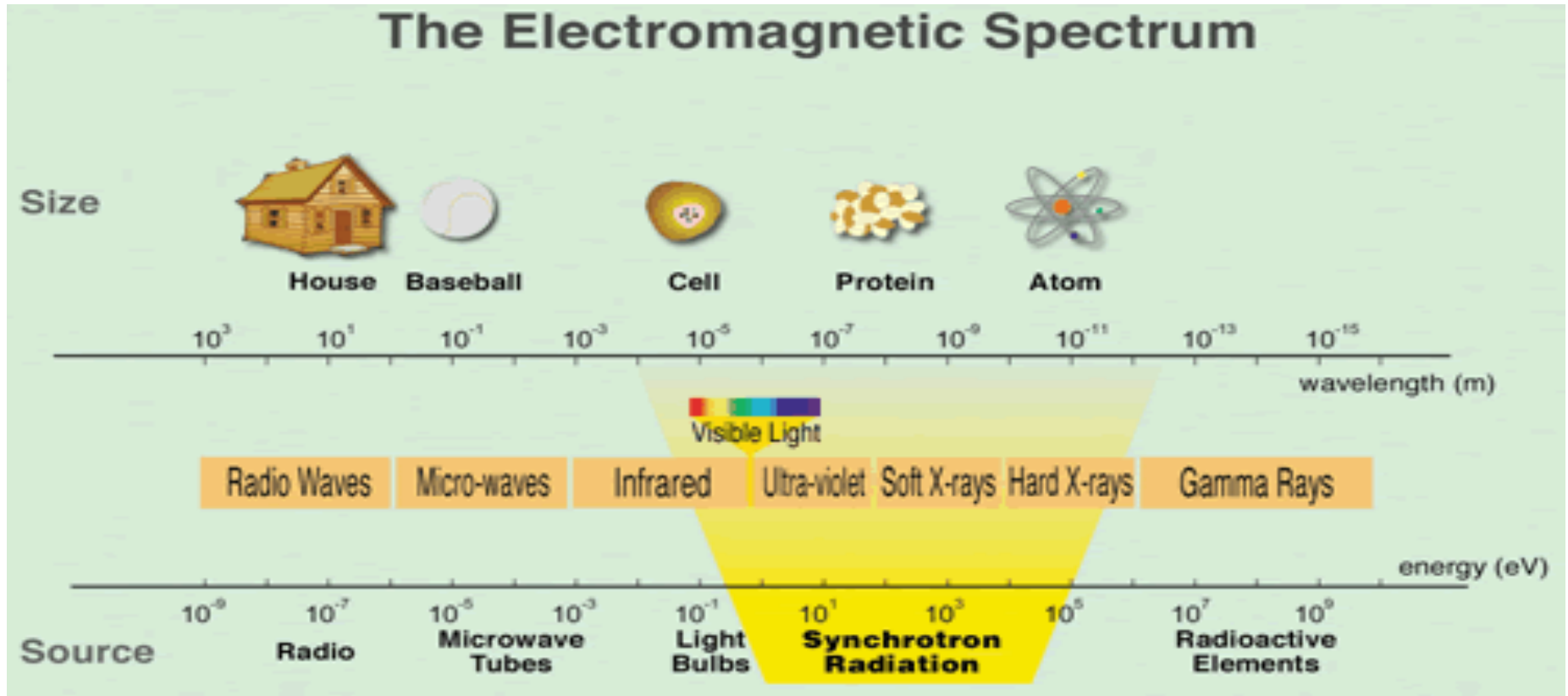


- For a wiggler or single bend magnet, the radiation spectrum depends on a single parameter, *the critical energy*





Properties of Synchrotron Radiation: Radiation Spectrum





SR Power and Energy Loss for Electrons

- Instantaneous Synchrotron Radiation Power for a single *electron*

$$P_\gamma[\text{GeV/s}] = \frac{cC_\gamma}{2\pi} \frac{E^4[\text{GeV}^4]}{\rho^2[\text{m}^2]} \quad (\text{Weidemann 21.35})$$

$$C_\gamma = 8.8575 \times 10^{-5} \frac{\text{m}}{\text{GeV}^3}$$

- Energy loss per turn for a single particle in an isomagnetic lattice with bending radius ρ is given by integrating P_γ over the lattice,

$$\Delta E[\text{GeV}] = C_\gamma \frac{E^4[\text{GeV}^4]}{\rho[\text{m}]} \quad (\text{Weidemann 21.41})$$

- The average Radiated Power for an entire beam is,

$$P_\gamma[\text{MW}] = 8.8575 \times 10^{-2} \frac{E^4[\text{GeV}^4]}{\rho[\text{m}]} I[\text{A}] \quad (\text{Weidemann 21.43})$$

- Radiated Power varies as the *inverse fourth power of particle mass*. Comparing radiated power from a proton vs. an electron, we have:

$$\frac{P_e}{P_p} = \left(\frac{m_p}{m_e} \right)^4 = 1836^4 = 1.1367 \times 10^{13} \quad (\text{Weidemann 21.38})$$



Examples

- Calculate SR radiated power for a 100 mA electron beam of 3 GeV in a storage ring with circumference 1 km (typical light source)
- Calculate SR radiated power for a 1 mA electron beam of 100 GeV in a storage ring with circumference 27 km (LEP storage ring)



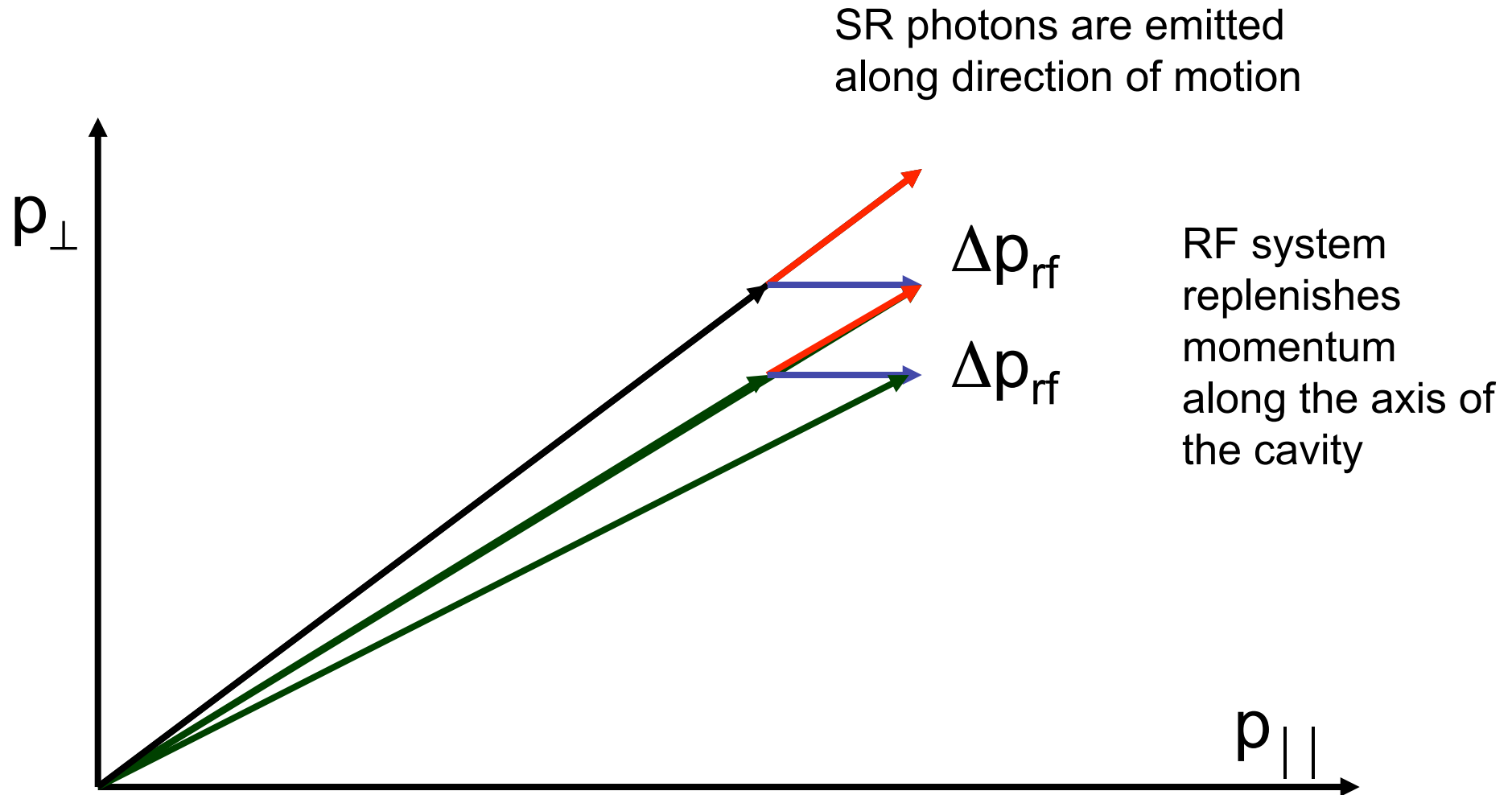
Circular vs. Linear Electron Accelerators

- At high enough electron energy, the radiated synchrotron power becomes impractical.
- Say you want to build the International Linear Collider as a circular collider, using the LEP tunnel
 - $E=500$ GeV, $I=10$ mA
- Gives $P=13$ GW!! This is ten times the power capacity of a commercial nuclear power plant
- Using two linacs avoids the necessity of bending these high energy beams, so synchrotron radiation is nearly eliminated



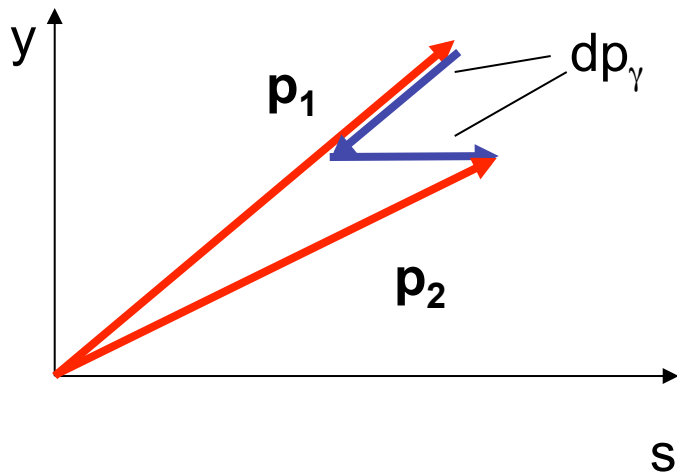
Consequences of Synchrotron Radiation: Radiation Damping

- Consider betatron motion in the vertical plane





Radiation Damping



$$\vec{p}_2 = \vec{p}_1 - d\vec{p}_\gamma + |dp_\gamma| \hat{s}$$

$$p_{2,\perp} = p_{1,\perp} - |dp_\gamma| \frac{p_{1,\perp}}{|\vec{p}_1|} = p_{1,\perp} \left(1 - |dp_\gamma| / |\vec{p}_1| \right)$$

$$p_{2,\parallel} = p_{1,\parallel} - |dp_\gamma| \frac{p_{1,\parallel}}{|\vec{p}_1|} + |dp_\gamma| = p_{1,\parallel} \left(1 - |dp_\gamma| / |\vec{p}_1| + |dp_\gamma| / p_{1,\parallel} \right)$$

$$y'_2 = \frac{p_{2,\perp}}{p_{2,\parallel}} = \frac{p_{1,\perp}}{p_{1,\parallel}} \frac{(1 - dE_\gamma / E)}{(1 - dE_\gamma / E + dE_\gamma / cp_s)}$$

$$y'_2 \approx y'_1 (1 - dE_\gamma / E) \quad \text{(Weidemann 8.13)}$$

- The rate of change of slope with s is

$$y'' = \frac{dy'}{ds} = \frac{y'_2 - y'_1}{ds} = \frac{y'_1 (1 - dE_\gamma / E) - y'_1}{ds}$$

$$y'' = -y'_1 \frac{1}{E} \frac{dE_\gamma}{ds}$$



Radiation Damping

- We see now another new term in the equation of motion, one proportional to the instantaneous slope of the trajectory y' :

$$y'' + y' \frac{1}{E} \frac{dE_\gamma}{ds} + ky = 0$$

- This looks like the damped harmonic oscillator equation from classical mechanics:

$$m\ddot{x} + b\dot{x} + kx = 0$$

- Which is often written like this

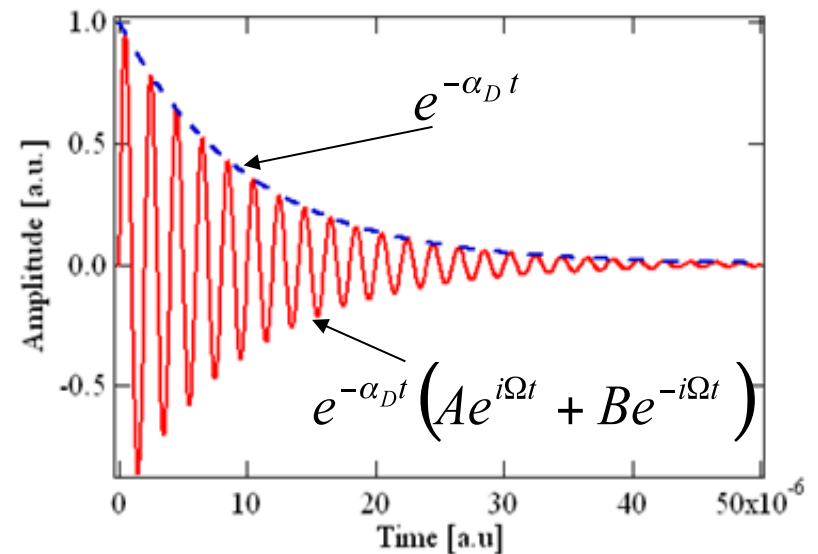
$$\ddot{x} + 2\alpha\dot{x} + \omega_0^2 x = 0$$

- With

$$\alpha = \frac{b}{2m}$$

- The solution is a damped harmonic oscillator

$$x = Ae^{-\alpha t} \cos(\omega_1 t + \phi_0) \quad \omega_1 = \sqrt{\omega_0^2 - \alpha^2}$$





Radiation Damping

- The resulting **vertical betatron motion is damped** in time.
- The damping term we derived is in units of m^{-1} . We need the damping rate in sec^{-1} . They are related by velocity: $\alpha[sec^{-1}] = c\beta \alpha[m^{-1}]$

$$\alpha = \frac{c\beta}{2E} \frac{dE_\gamma}{ds} = \frac{c\beta}{2E} \frac{dE_\gamma}{c\beta dt} = \frac{1}{2E} \langle P_\gamma \rangle, \text{ where } \langle P_\gamma \rangle = \frac{dE}{dt}$$

$$\alpha = \frac{1}{\tau_y} = \frac{1}{2\tau_0}$$

- Where we have defined $\tau_0 = \frac{E}{\langle P_\gamma \rangle}$
- Motion in the horizontal and longitudinal planes are damped also, but their derivation is more complex.
- The **damping rates** are:

$$\alpha_y = \frac{1}{2\tau_0} = \frac{1}{2\tau_0} J_y$$
$$\alpha_x = \frac{1}{2\tau_0} (1 - \vartheta) = \frac{1}{2\tau_0} J_x$$
$$\alpha_z = \frac{1}{2\tau_0} (2 + \vartheta) = \frac{1}{2\tau_0} J_z$$

(Weidemann 8.27)

- And they are related by **Robinson's damping criterion** $\sum_i J_i = 4$



Radiation Damping

- The damping partition numbers depend on the lattice properties according to

$$\vartheta = \frac{\oint \frac{\eta}{\rho^3} (1 + 2\rho^2 k) ds}{\oint \frac{ds}{\rho^2}} \quad (\text{Weidemann 8.25})$$

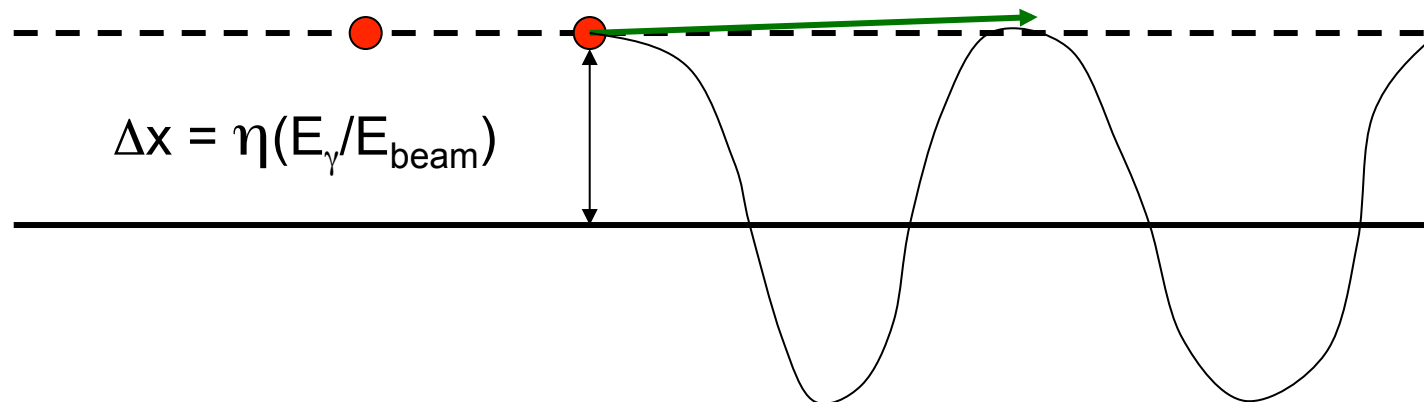
- You might imagine that oscillations in the beam would eventually be damped to zero, collapsing the beam to a single point in phase space. Is this possible?



Consequences of Synchrotron Radiation: Quantum Excitation

- Eventually, the individual beam particles become excited by the emission of synchrotron radiation, a process known as quantum excitation
- After emission of a SR photon, there is a change in reference path corresponding to the new particle energy.
- The particles position and angle in real-space do not change, but it acquires a betatron amplitude about the new reference orbit given by:

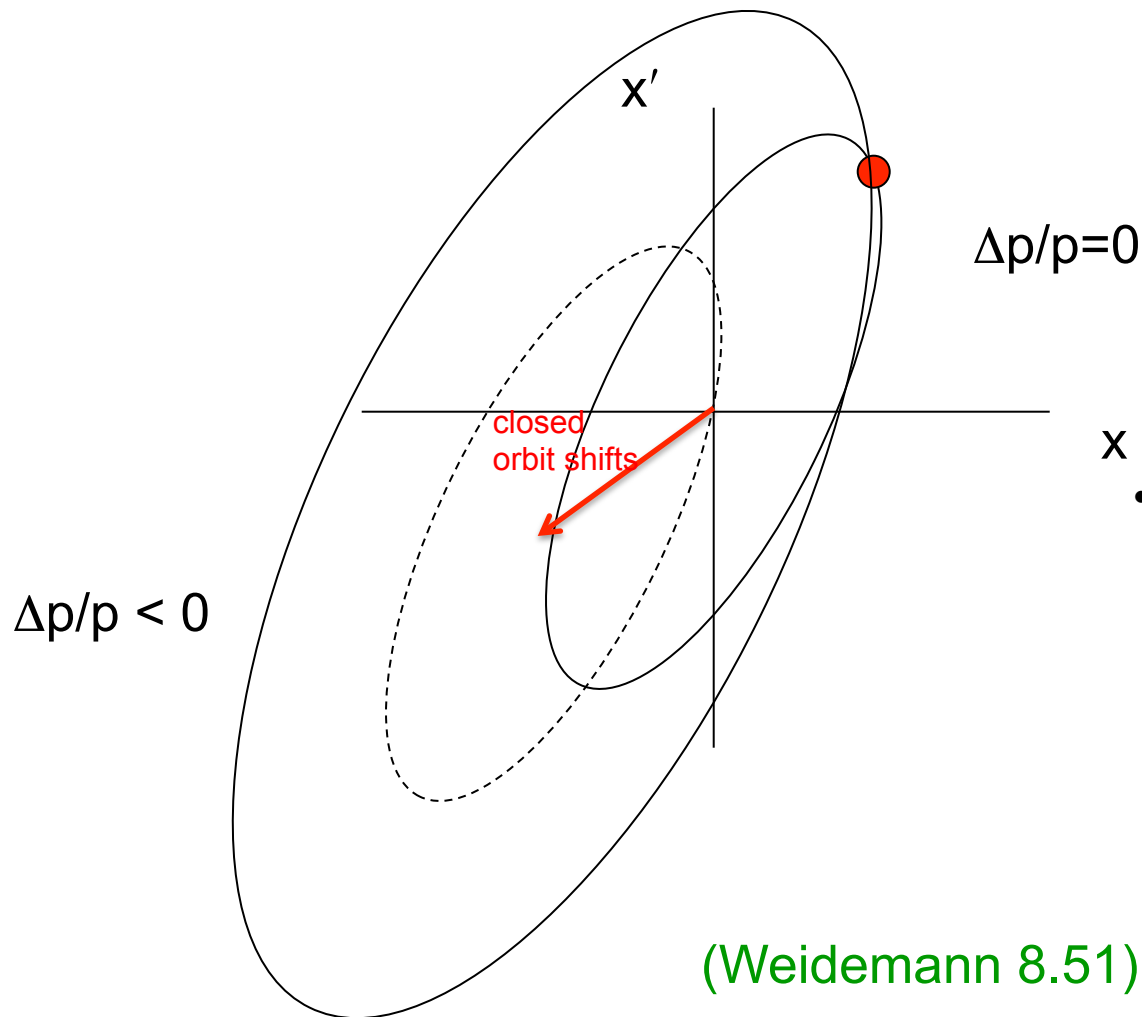
$$u_{\beta} = u_{\beta 0} + \eta \frac{E_{\gamma}}{E_0} \quad u'_{\beta} = u'_{\beta 0} + \eta' \frac{E_{\gamma}}{E_0} \quad (\text{Weidemann 8.50})$$





Quantum Excitation

- The particle oscillates at a larger betatron amplitude after emission of a SR photon



- The particles new amplitude and the average variation of phase space area is given by:

$$u = u_{\beta} + \eta \frac{\Delta E}{E}$$

$$a^2 = \gamma u^2 + 2\alpha u u' + \beta u'^2$$

(Weidemann 8.51) $\langle \delta a^2 \rangle = \left(\frac{E_{\gamma}}{E} \right)^2 (\gamma \eta^2 + 2\alpha \eta \eta' + \beta \eta'^2)$



Equilibrium Beam Parameters

- The beamsize in an accelerator where synchrotron radiation is important eventually reaches emittance values in all three planes that are *an equilibrium between radiation damping and quantum excitation*
- The equilibrium beam energy spread in an electron storage ring depends only on the beam energy and bending radius

$$\frac{\sigma_\varepsilon^2}{E^2} = C_q \frac{\gamma^2 \langle 1/\rho^3 \rangle}{J_z \langle 1/\rho^2 \rangle} \quad C_q = 3.84 \times 10^{-13} \text{m}$$

- The transverse beamsizes are given by

$$\varepsilon_u = \frac{\sigma_u^2}{\beta_u} = C_q \frac{\gamma^2 \langle \mathbf{H} / \rho^3 \rangle}{J_u \langle 1/\rho^2 \rangle} \quad (\text{Weidemann 8.52, 8.58})$$

$$\mathbf{H}(s) = \beta\eta'^2 + 2\alpha\eta\eta' + \gamma\eta^2$$

- For the vertical plane, dispersion and therefore H are zero. Does the vertical emittance shrink to zero?
- No: the vertical beamsize is theoretically limited by $1/\gamma$ angular emission of synchrotron radiation. In practice it is limited by more mundane issues like orbit errors

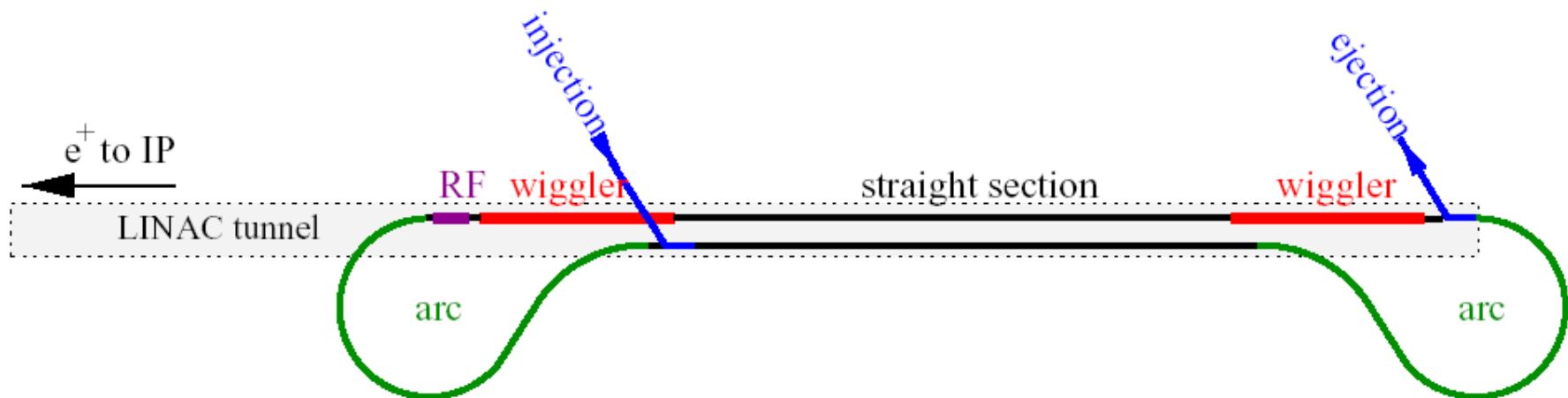


Auxillary Slides



Damping Ring

- A Damping Ring has parameters tuned to minimize quantum excitation while providing damping, so that the equilibrium emittance can be reduced.
- This can be accomplished by producing more synchrotron radiation with strong bending fields (wiggler magnets) placed in dispersion-free straight sections



International Linear Collider Damping Ring



Colliders and Luminosity

- Two beams of opposite charge counter-rotating in a storage ring follow the same trajectories and have the same focusing
- The beams collide and produce particle reactions with a rate given by

$$R = \sigma_{physics} \mathbf{L}$$

- where

$$\mathbf{L} = f_{rev} \frac{N_1 N_2}{Area} = f_{rev} \frac{N_1 N_2}{4\pi\sigma_x\sigma_y}$$

- Beamsizes are reduced by special quadrupole configurations “low-beta” to reduce the beamsizes at the collision points

